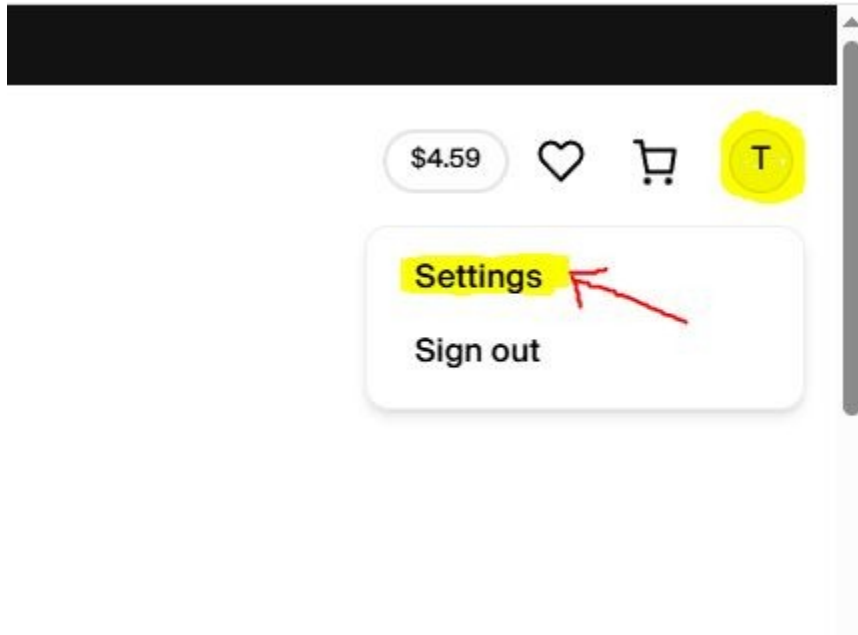


Step One:

- Use a web browser (not the app) to login to your Shop Pay Account - <https://shop.app/>

Step Two:

- Click on the circle in the right hand corner.
- Then click on the settings option



Step Three:

- Click the view all to see on your subscription services.


shop




Account

Get the most out of Shop



 Track all your online orders in one place

 Manage your billing and shipping info



Scan to download



[Redacted Name]
[Redacted Email]

Recurring payments



[Redacted Product Name]

[Redacted Product Description]

Subscription

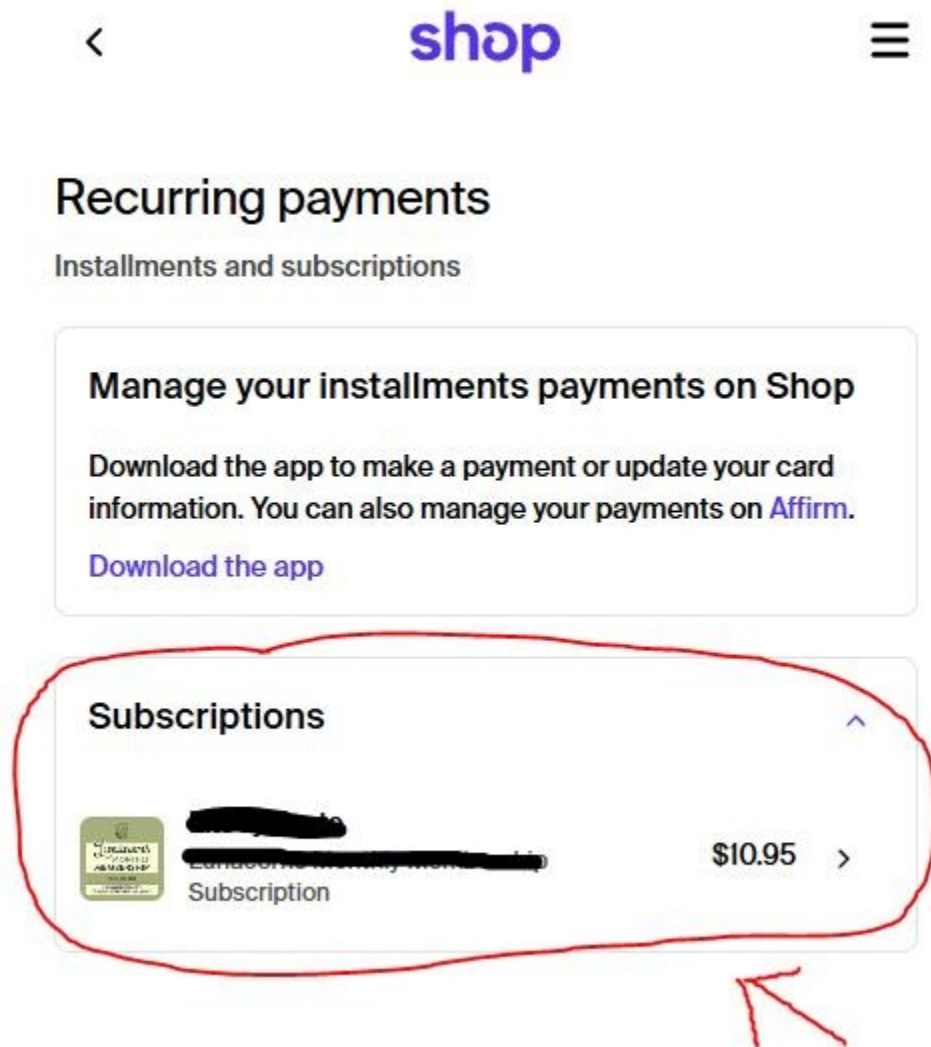
\$10.95 >

View all






Step Four:

- Click on the specific subscription you need to update.



Step Five:

- Click on Edit payment method



██████████


Monthly Membership

Order total

\$10.95

Order date

Dec 6



██████████ Monthly Membership

\$10.00

Show more

Subscription via ██████████

Log in to your account on the ██████████ website to manage your upcoming payments.

View on ██████████


Next payment in 17 days

Charged automatically. Shipping and taxes included at time of billing.

● Payment on July 4

██████████

\$10.00

Edit payment method 


Step 6:

- On this screen you can switch to a different card you already have on file, add a new card or remove Shop Pay all together.

< shop ≡

[Redacted Name]

Edit Payment Method

 [Redacted Card Number] 1 subscription

Card

☐ VISA Visa [Redacted]

☒ DISCOVER Discover [Redacted] [Redacted] ⋮

+ Use a different card ←

By updating your payment method, you authorize payments for this subscription according to the store's [subscription policy](#).

Update ←

Remove Shop Pay ←